

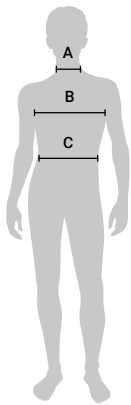
# SIZE GUIDE

## BODY MEASUREMENT GUIDE

Fashion Biz apparel sizes are designed to fit average industry standards for the below body measurements. Please use this handy Body Measurement Guide to compare your own measurements and help you determine which size to order.

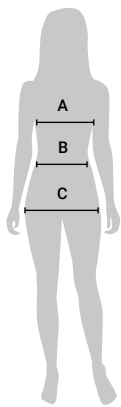
## GARMENT TO GARMENT COMPARISON

An alternate method is to compare your own garment size to ours. You can do this by measuring the ½ chest of your garment (laid flat, measured 0.5in below the sleeve join, from side seam to side seam) and compare it to ours. Please refer to the individual garment measurements, shown on each style page, to determine your garment to garment size comparison.



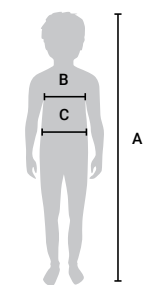
- A. NECK** Measure around the middle of your neck at collar level, keeping the tape loose to make allowance for comfort.
- B. CHEST** Measure under your arms and across shoulder blades, around the fullest part of your chest. Hold one finger between body and tape.
- C. WAIST** Measure around your natural waistline while holding one finger between body and tape, at the position your pants would normally sit.

MENS TOP SIZE	XXS	XS	S	M	L	XL	2XL	3XL	4XL	5XL	6XL			
CHEST (CM)	87	92	97	102	107	112	117	122	127	132	137			
NECK (CM)	34	36	38	40	42	44	46	48	50	52	54			
MENS BOTTOM SIZE	72	77	82	87	92	97	102	107	112	117	122	127	132	137
MENS ALPHA SIZE	XXS	XS	S	M	L	XL	2XL	3XL	4XL	5XL				
WAIST (CM)	72	77	82	87	92	97	102	107	112	117	122	127	132	137
WAIST (IN)	28	30	32	34	36	38	40	42	44	46	48	50	52	54



- A. BUST** Measure under your arms and across shoulder blades, around the fullest part of your bust. Hold one finger between body and tape.
- B. WAIST** Measure around your natural waistline while holding one finger between body and tape. This is the smallest part of your waist.
- C. HIP** Measure around fullest part of your hips while standing naturally.

WOMENS SIZE	4	6	8	10	12	14	16
WOMENS ALPHA SIZE	XXS	XS	XS - S	S	M	L	L - XL
BUST (CM)	75-77	78-82	83-87	88-92	93-97	98-102	103-108
WAIST (CM)	57-59	60-64	65-69	70-74	75-79	80-84	85-90
HIP (CM)	84-86	87-91	92-96	97-101	102-106	107-111	112-117
WOMENS SIZE	18	20	22	24	26	28	30
WOMENS ALPHA SIZE	XL	2XL	3XL	4XL	5XL		
BUST (CM)	109-114	115-119	120-124	125-129	130-134	135-139	140-144
WAIST (CM)	91-96	97-101	102-106	107-111	112-116	117-121	122-126
HIP (CM)	118-123	124-128	129-133	134-138	139-143	144-148	149-153



- A. HEIGHT** Measure from the top of the head to the floor, keeping a straight posture.
- B. CHEST** Measure under your arms around the fullest part of your chest, keeping the measuring tape horizontal.
- C. WAIST** Measure around your natural waistline holding one finger between tape measure and body.

KIDS SIZE	2	4	6	8	10	12	14	16
KIDS ALPHA SIZE	XS	S	M	L				
HEIGHT (CM)	99-104	105-110	111-122	123-128	129-140	141-152	153-158	159-170
CHEST (CM)	55.5-57	57.5-59	59.5-63	63.5-66	66.5-72	72.5-78	78.5-82	82.5-89
WAIST (CM)	53-54	54.5-55.5	56-58.5	59-61	61.5-66	66.5-71	71.5-73.5	74-77.5

All measurements in this catalogue are approximate and are for reference only. Our size charts are a guide only and sizing may vary according to the style, fabric and fit of the actual garment. Waist specifications are measured at the natural waist which are to be considered even though garments will generally fit lower.